






**CHEMIN'ARTE**  
CHEMINÉES & RADIATEURS DESIGN DÉCORATIFS

## Instruction manual for wood burning sound

### Startup & Shutdown Operation

Long press O/M key to start and the blue light flickers; long press O/M key to shut down the Switching mode with Chinese and English hint.

Long press  for 3s, and press O/M key, there will be Chinese and English hint. Short press  to pause the loudspeaker box and short press it again to play it.




Short press + key to play the next music, short press – key to turn down the volume and long press +  to turn up the volume. When the volume is full, there is a “DIDI” sound.

### Connection method of bluetooth

After startup, short press O/M key to switch to Bluetooth working mode. Then blue light flickers, the user should search A60 loudspeaker box using mobile phone Bluetooth, click to connect it.

Successful connection means it has been connected successfully.

### Bluetooth calling

Answer the phone: when the mobile phone is connected to Bluetooth of loudspeaker box and there is calling, short press  to answer the phone[ In the calling, please align with the microphone and the voice is clear], short press  to hang up the phone. If you want to refuse answering the phone, just press .

### TF card play mode

After inserting TF card, the product enters TF card play mode automatically and play the content stored in TF card. Long press TF card to enter universal mode, short press  to switch to TF play mode.

### Line input mode

Insert double-end audio cable to AUX pore and another end is inserted to universal 3.5mm interface, it can be transformed to loudspeaker box of computer, Ipad and mobile phone.

Note: in the line input mode, the loudspeaker box cannot switch the music, but can adjust volume/pause/play music.

### Charge

The product can be charged both in on and off state through USB line connected to the computer.

### Indicator lamp

If the red light is normally on, it is in charged state; if the light is off, it means the electric quantity is full.

### Signal light

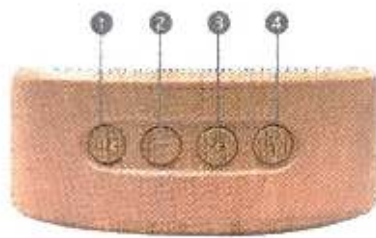
If the bluetooth is to be connected, blue light flashes quickly; when it plays music, the blue light flickers fast; when it stop playing music, the light stops flickering.

### Low electric quantity hint


When the electric quantity of loudspeaker box is low, it will display low electricity and please charge it. Later, you will listen to shutdown warning tone and the loudspeaker box will power off automatically.

### Reset

If the key is out of control or cannot be operated in the use, please use the needle object or non-metal strip to press the reset hole slightly so as to restart it. Then, it can be used normally.



1. Play/Pause; Answer/Refuse
2. Last music/Volume
3. Next music/Volume
4. Startup & Shutdown/Switch mode



6. Audio frequency control
7. Charging port
8. Charging light+Microphone
9. Reset key
10. TF Card slot



5. Signal lamp